

Manual Tensioners

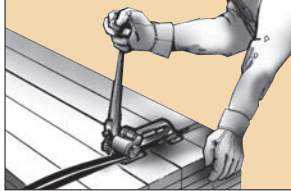
For steel strapping



Signode hand tensioners allow operators to bring strap to desired tension with minimal interruption, effort and strap waste.

Feedwheel—for general use

The feedwheel tensioner has a serrated feedwheel which engages the strapping firmly. There is no limit to the amount of slack it can pull out of the strap. Fast and easy to use, it requires the use of painted and waxed strapping.



Model	Part Number	Strap Size				Strap Type	Tension Level	Weight	
		Width		Thickness				lbs	kg
		inch	mm	inch	mm				
Feedwheel tensioners									
ST	003480	3/8-3/4	9.5-19.0	0.015-0.025	0.38-0.63	Apex, Apex Plus, Magnus	Low	4	1.8
T	003450	5/8-3/4	15.9-19.0	0.015-0.035	0.38-0.89	Apex, Apex Plus, Magnus	Medium	5	2.3
TH-114	020500	3/4-1-1/4	31.8	0.029-0.035	0.74-0.89	Magnus	High	7	3.2

ST
(8" handle)



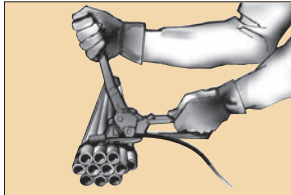
T
(12" handle)



TH-114
(17" handle)



Push-type feedwheel—for round or irregular bundles



Push-type feedwheel tensioners

PF	017900	3/8-3/4	9.5-19.0	0.015-0.023	0.38-0.58	Apex, Magnus	Medium	4	1.8
PFH	017930	3/4-1-1/4	19.0-31.8	0.025-0.035	0.64-0.89	Apex, Magnus	High	7	3.2

PF



PFH



Windlass—for heavy-duty applications

The windlass tensioner simply winds one end of the strapping around a slotted windlass shaft. Used with dry, heavier strapping pre-cut to desired lengths.



Windlass tensioners

4A1-114	184125	1-1/4	31.8	0.029-0.050	0.74-1.27	Magnus	High	12	5.4
4A1-2	184140	2	50.8	0.044-0.050	1.12-1.27	Magnus	High	16	7.3

4A1-114

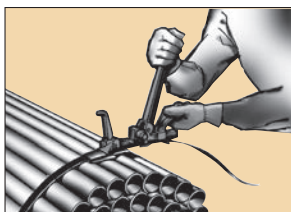


4A1-2



Rack-and-pinion—for heavy round or irregular applications

The rack-and-pinion tensioner uses a serrated gripping dog to hold the pulled strap end. It can be used with either dry or lubricated strapping on round or irregular shaped packages. This tensioner has limited take-up.



Rack-and-pinion tensioners

PH-2	010065	3/4-1-1/4	19.0-31.8	0.020-0.035	0.051-0.89	Apex, Apex Plus, Magnus	High	7	3.2
------	--------	-----------	-----------	-------------	------------	-------------------------	------	---	-----

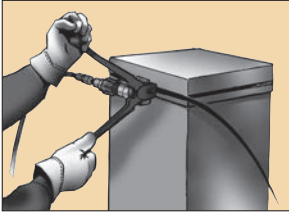
PH-2



Side-action and front-action

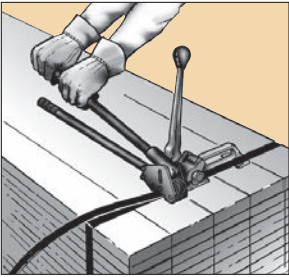
Front-action

Front-action sealer handles are held perpendicular to the strapping, usually in front of the operator who pushes the handles together close to the chest. Generally for light-duty strapping applications.



Side-action

The side-action sealer's lower handle can be rested on the flat surface of the unit being strapped. Operators can apply much of their weight with both hands on the upper handle. Generally for heavier strapping applications.



Signode manual sealers provide positive sealing action with minimal effort. Light and durable, they lock strap ends into a high strength joint. Notch-type sealers cut into the seal and outer edges of the strapping, turning tabs down (down notch) or up (reverse notch).



Down notch joint

PACKAGE SURFACE



Reverse notch joint

Crimp-type sealers press the edges of the strapping and seal into wavy crimps specially shaped to produce maximum frictional forces on the strapping.



Crimp joint

PACKAGE SURFACE

Model	Part Number	Strap Size				Seal Name	Joint Type	Weight	
		Width		Thickness				lbs	kg
		inch	mm	inch	mm				

Regular-duty sealers—front-action

C-3820	008600	3/8	9.5	0.017-0.020	0.43-0.51	38 C	Double Notch	3	1.4
C-1223	008605	1/2	12.7	0.017-0.023	0.43-0.58	12 C	Double Notch		
SRC-1223	008625					12 SPC	Single Reverse Notch		
C-5823	008610	5/8	15.9	0.017-0.023	0.43-0.58	58 C	Double Notch		
SRC-5823	008630					58 SPC	Single Reverse Notch		
C-3423	008615	3/4	19.0	0.017-0.023	0.43-0.58	34 C	Double Notch		
SRC-3423	008635					34 PNSC	Single Reverse Notch		



C Series
(9" handle)



SRC Series
(9" handle)


Model	Part	Strap Size				Seal Name	Joint Type	Weight	
		Width		Thickness				lbs	kg
		inch	mm	inch	mm				

Heavy-duty sealers—side-action

RCD-3431	020560	3/4	19.0	0.025-0.031	0.64-0.79	34 HOC, 34 HC-OF	Double Reverse Notch	7	3.2
B-1431	020380	1-1/4	31.8	0.029-0.031	0.74-0.79	104 DG, 107 DG	Single Crimp	6	2.7
RC-1435-50	004050	1-1/4	31.8	0.029-0.044	0.74-1.12	114 OF, 114 P	Single Reverse Notch	7	3.2
RCD-1431	020350	1-1/4	31.8	0.029-0.035	0.74-0.89	114 SP, 114 TO, 114 P, 114 OF	Double Reverse Notch	7	3.2
B-250	020530	2	50.8	0.044-0.050	1.12-1.27	208 DG	Single Crimp	12	5.4



RCD-3431
(27" handle)




B-1431
(27" handle)



RC-1435-50
(27" handle)



RCD-1431
(27" handle)



B-250
(27" handle)

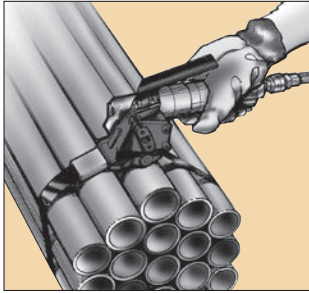
Pneumatic Tensioners & Sealers

For steel strapping



Tensioners

Signode pneumatic tensioners take most of the effort out of strapping large or compressible packages. They also make tensioning uniform and precise through adjustment of the air pressure regulator.

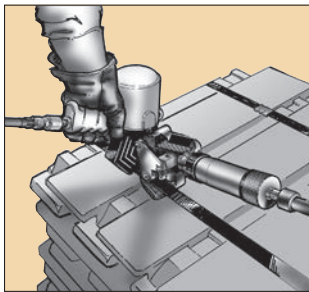


All pneumatic tensioners, except the WP-2, have unlimited strap take-up. It is essential that an air filter-regulator-lubricator assembly be installed ahead of the tool on the air line. See page 14 for pneumatic tool accessories.

Sealers

Signode pneumatic sealers let compressed air do most of the work. They are used to achieve high production on heavy strapping, especially when seals are in awkward positions or whenever productivity must be maximized.

These labor-saving sealers come in two basic styles. Those featuring pistol grips are lightweight for easy one-hand operation. Diaphragm types are for heavier-duty applications such as carloading.



All pneumatic sealers are furnished with a quick-disconnect plug. An air filter and regulator are necessary. A lubricator in the air line is not required. See page 14 for pneumatic tool accessories.

Model	Part Number	Strap Size				Strap Type	Maximum Strap Tension		Weight	
		Width		Thickness			lbs	N	lbs	kg
		inch	mm	inch	mm					

Feedwheel tensioners

FN-114T	008810	3/4 - 1-1/4	19.0 - 31.8	0.031 - 0.044	0.79 - 1.12	Magnus	3,000	13 350	24	10.9
HN-1-114	027050	1-1/4	31.8	0.029 - 0.050	0.74 - 1.27	Apex, Magnus	4,000	17 293	18	8.2

FN-114T



HN-1-114



Push-type feedwheel tensioners

PN2-114	423500	3/4 - 1-1/4	19.0 - 31.8	0.020 - 0.044	0.51 - 1.12	Magnus	1,600	7 117	8.1	3.7
PN2-2	428360	2	50.8	0.044	1.12	Magnus	1,600	7 117	8.1	3.7

PN2-114



PN2-2



Windlass tensioners

WP-2	023070	2	50.8	0.044	1.12	Magnus	8,000	35 590	23	10.4
------	--------	---	------	-------	------	--------	-------	--------	----	------

WP-2



Model	Part Number	Strap Size				Seal Name	Joint Type	Weight	
		Width		Thickness				lbs	kg
		inch	mm	inch	mm				

Heavy-duty sealers

RCNS2-34	424200	3/4	19.0	0.025-0.031	0.64-0.79	34 HOC, 34 SHOC	Single Reverse Notch	9	4.1
N-1444-50LSH**	024271	1-1/4	31.8	0.044-0.050	1.12-1.27	117 HDG OF	Double Crimp	22	10.0
N-1457-LSH-2A**	423810			0.050-0.057	1.27-1.45	117 HDG OF	Double Crimp	32	14.5
NSP-1435	015600			0.029-0.035	0.79-0.89	107 DG, 107 DG OF	Single Crimp	9	4.1
RCNS2-114	424125	1-1/4	31.8	0.025-0.031	0.64-0.79	114 OF, 114 P, 114 TO	Single Reverse Notch	9	4.1
NS-250-65L	014360	2	50.8	0.044-0.050	1.12-1.27	208 DG	Single Crimp	22	10.0
RCNS-250	046840			0.044-0.050	1.12-1.27	208 TO	Single Reverse Notch	10	4.5

** Three grit type seals are required per joint. Used in USLM applications.

Pistol grip

NSP-1435
RCNS2-34, 114
RCNS-250



Large diaphragm

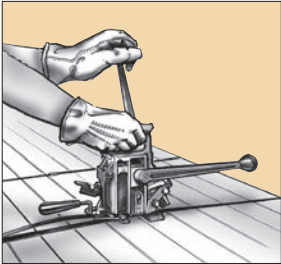
N-1444-50LSH
N-1457-LSH-2A
NS-250-65L



Combination tools function as tensioners, sealers and cutters. They save time by eliminating the handling of separate tools. But weighing more than such tools, they should be placed as close as possible to the position where they will be used.

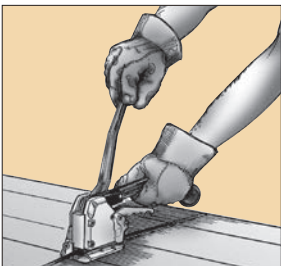
Manual seal-feed

Manually operated seal-feed combination tools include the AL, AM and AH series models.



Manual sealless

The SCM and SCMH sealless combination tools require no metal seals, saving time and money. Production interruptions for reloading are eliminated, along with the purchasing, inventorying and loading of seals.



Model	Part Number	Strap Size				Strap Type	Seal Name	Joint Type	Weight	
		Width		Thickness					lbs	kg
		inch	mm	inch	mm					
Manual seal-feed										
AL-38	023380	3/8	9.5	0.017-0.020	0.43-0.51	Apex	38 AL	Double Notch	8	3.6
AL-12	023300	1/2	12.7	0.017-0.020	0.43-0.51	Apex	12 AL	Double Notch	8	3.6
AM-12	023230	1/2	12.7	0.017-0.023	0.43-0.58	Apex, Apex Plus, Magnus	12 AMP	Double Notch	14	6.4
AM-58	023220	5/8	15.9	0.017-0.023	0.43-0.58	Apex, Apex Plus, Magnus	58/34 AMP	Double Notch	14	6.4
AM-34	023200	3/4	19.0	0.017-0.025	0.43-0.64	Apex, Apex Plus, Magnus	58/34 AMP	Double Reverse Notch	14	6.4
AH-114	015700	1-1/4	31.8	0.031-0.035	0.79-0.89	Magnus	114 A	Double	25	11.3

AL Series



AM Series



AH Series



Model	Part Number	Strap Size				Strap Type	Joint Type	Weight	
		Width		Thickness				lbs	kg
		inch	mm	inch	mm				
Manual sealless									
SCM-12	424350	1/2	12.7	0.015-0.023	0.38-0.58	Apex, Apex Plus, Magnus	3 Key	8.4	3.8
SCM-58	424358	5/8	15.9	0.015-0.023	0.38-0.58	Apex, Apex Plus, Magnus	3 Key	8.4	3.8
SCM-34	424334	3/4	19.0	0.015-0.025	0.38-0.64	Apex, Apex Plus, Magnus	3 Key	8.4	3.8
SCMH-58	424510	5/8	15.9	0.020-0.023	0.51-0.58	Magnus	3 Key	11	5.0
SCMH-34	424500	3/4	19.0	0.023-0.031	0.58-0.79	Magnus	3 Key	11	5.0

SCM Series



SCMH Series




Combination Tools

For steel strapping



Pneumatic push-type

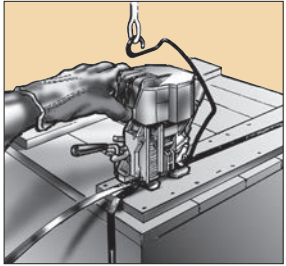
Pneumatic push-type combination tools, including the PNSC and PRH-Series models, are used with push-type seals on irregular-shaped packages. Air power tensions, seals and cuts the strapping.



Model	Part Number	Strap Size				Strap Type	Seal Name	Joint Type	Maximum Strap Tension		Weight	
		Width		Thickness					lbs	kg	lbs	kg
		inch	mm	inch	mm							
Pneumatic Push-type												
PNSC 2-12	422495	1/2	12.7	0.017-0.023	0.43-0.58	Apex, Magnus	12 SPC	Single Reverse Notch	700	3 114	9.5	4.3
PNSC 2-58	422496	5/8	15.9	0.017-0.023	0.43-0.58		58 SPC	Single Reverse Notch	700	3 114	9.5	4.3
PNSC 2-34	422497	3/4	19.0	0.017-0.025	0.43-0.64		34 PNSC	Single Reverse Notch	700	3 114	9.5	4.3
PNSC 2-34HT	422881	3/4	19.0	0.017-0.025	0.43-0.64		34 PNSC	Single Reverse Notch	1,000	4 448	9.5	4.3
PRHM-34	306700	3/4	19.0	0.025-0.031	0.64-0.79	Magnus	34 HOC	Double Reverse Notch	1,600	7 117	16	7.3
PRHR-34	424234	3/4	19.0	0.025-0.031	0.64-0.79		34 HOC	Double Reverse Notch	1,600	7 117	34	15.4
PRHR-114	423570	1-1/4	31.8	0.025-0.035	0.64-0.89		114 P	Double Reverse Notch	1,600	7 117	34	15.4

Pneumatic seal-feed

Using applied air pressure as a power source, pneumatic seal-feed combination tools quickly and effortlessly tension, seal and cut the strapping. These tools include the AMP and the AHP.



Pneumatic seal-feed												
Model	Part Number	Width	Thickness	Strap Type	Seal Name	Joint Type	Maximum Strap Tension		Weight			
		inch	mm				lbs	N	lbs	kg		
AMP-1-12	024780	1/2	12.7	0.020-0.023	0.51-0.58	Magnus	12 AMP	Double Notch				
AMP-1-58	024770	5/8	15.9	0.020-0.023	0.51-0.58	Apex, Magnus	58/34 AMP	Double Notch	1,600	7 117	22	10
AMP-1-34	024760	3/4	19.0	0.020-0.025	0.51-0.64		58/34 AMP	Double Notch				
AHP-34	023700			0.031	0.79	Magnus	34 MNT	Double Notch	3,000	13 345	40	18.1
AHP-2-114	015650	1-1/4	31.8	0.025-0.035	0.64-0.89		114 A	Double Notch				



Pneumatic sealless

Pneumatic sealless combination tools include the SLP and the SPC.

Model	Part Number	Strap Size				Strap Type	Joint Type	Maximum Strap Tension		Weight	
		Width		Thickness				lbs	N	lbs	kg
		inch	mm	inch	mm						
Pneumatic sealless											
SLP-12	422350	1/2	12.7	0.017-0.023	0.43-0.58	Apex Plus, Magnus	3 Key	500	2	15	6.4
SLP-58	422355	5/8	15.9	0.017-0.023	0.43-0.58	Apex Plus, Magnus		1,200	5	15	6.4
SLP-34	422360	3/4	19.0	0.017-0.025	0.43-0.64	Apex Plus, Magnus		1,200	5	15	6.4
SPC-3431	422446	3/4	19.0	0.025-0.031	0.64-0.79	Magnus	4 Key	1,600	7	24	10.8
SPC-114	423125	1-1/4	31.8	0.025-0.031	0.64-0.79	Magnus		3,000	13	37	16.8



Battery-powered Tools

SIGNODE®

For steel strapping

Model	Part Number	Strap Size				Strap Type	Seal Name	Joint Type	Applied Tension lbs	Weight	
		Width		Thickness						lbs	kg
		inch	mm	inch	mm						
GripPack 114 Sealer	800250	1-1/4	31.8	0.025 – 0.031	0.64 – 0.79	AP, M	114 P, 114 OF	SRN	—	7.5	3.4
GripPack 114 Tensioner	800441	3/4 – 1-1/4	19 – 31.8	0.025 – 0.031	0.64 – 0.79	AP, M	—	—	1,500	8.5	5.7



GripPack 114 Sealer



GripPack 114 Tensioner



Battery and Charger

	Model	Part
GripPack Kit	GripPack Sealer, Battery and 110 volt Charger	800464
	GripPack Sealer, Battery and 220 volt Charger	800465
	GripPack Tensioner, Battery and 110 volt Charger	800466
	GripPack Tensioner, Battery and 220 volt Charger	800467

	Model	Part
GripPack Accessories	110 Volt Battery and Charger	800521
	Battery	800293
	110 Volt Charger	800294
	220 Volt Battery and Charger	800544
	220 Volt Charger	800543